



NATIONAL CERTIFIED TESTING LABORATORIES

FIVE LEIGH DRIVE • YORK, PENNSYLVANIA 17406 • TELEPHONE (717) 846-1200
FAX (717) 767-4100
www.nctlinc.com

MOCK-UP TEST REPORT

NCTL-110-19973-2

ACURLITE STRUCTURAL SKYLIGHTS

MOCKUP TEST UNIT

TEST DATES
10/02/17, 10/03/17

REPORT DATE 10/31/17





NATIONAL CERTIFIED TESTING LABORATORIES

FIVE LEIGH DRIVE • YORK, PENNSYLVANIA 17406 • TELEPHONE (717) 846-1200
FAX (717) 767-4100
www.nctlinc.com

Report Number NCTL-110-19973-2

Report Date 10/31/17

Report To Acurlite Structural Skylights
1017 North Vine Street
Berwick, PA 18603

Project Mockup Test Unit

Test Date(s) 10/02/17, 10/03/17

Test Method(s) ASTM E283-04(12)
Standard Test Method for Determining Rate of Air Leakage Through Exterior Windows, Curtain Walls, and Doors Under Specified Pressure Differences Across the Specimen

ASTM E331-00(09)
Standard Test Method for Water Penetration of Exterior Windows, Skylights, Doors, and Curtain Walls by Uniform Static Air Pressure Difference

ASTM E330-02(14)
Standard Test Method for Structural Performance of Exterior Windows, Doors, Skylights and Curtain Walls by Uniform Static Air Pressure Difference

AAMA 501.1-05
Standard Test Method For Water Penetration Of Windows, Curtain Walls And Doors Using Dynamic Pressure

DRAWING REFERENCE

Acurlite Structural Skylights's Drawings Titled, "Acurlite Performance Mockup Testing", Dated 07/05/17, Sheet Numbers 1.00, 2.00, 2.01, 2.02, 2.03, 2.04, 2.05, 3.00, 3.01, 3.02 and 3.03.

PROJECT SUMMARY

National Certified Testing Laboratories, Inc. was contracted by Acurlite Structural Skylights to conduct performance testing on a mock-up for the above-referenced project at their facility in Berwick, PA.

The test specimen successfully met all criteria outlined in the testing procedure.

SPECIMEN DESCRIPTION

The test specimen was a double pitch skylight with (1) gable end and (1) hipped end. The double pitch side each employed (5) fixed lites, the hipped end employed (4) fixed lites and the gable end employed (4) fixed lites. The units were installed onto an aluminum sill receptor/flashing system. The mock-up was anchored to a simulated skylight "curb" condition. See attached drawings for a full description of the mock-up.

TEST RESULTS

Note: Unless otherwise noted, all dimensions are in the order (Width x Height x Thickness) and all designations are from an interior view

Date 10/02/17	Test Preliminary Load Test		
	+22.5 psf - Pre-Load	=	Pass
	Allowed	=	Not Applicable
10/02/17	Air Infiltration 6.24 psf (49 mph)		
	Result	=	0.02 cfm/ft ²
	Allowed	=	0.06 cfm/ft ²
10/02/17	Water Penetration 12.0 psf (68.47 mph)		
	Result	=	Pass/ No Leakage
	Allowed	=	No Leakage
10/02/17	Dynamic Water Resistance 12.0 psf		
	Result	=	Pass/ No Leakage
	Allowed	=	No Leakage
	Note: Testing performed (2) times in order to facilitate testing on all elevations.		
10/03/17	Uniform Load Deflection DP45		
	+ 45.0 psf - Design	=	0.033"/ Pass
	Allowed	=	0.726"
	- 45.0 psf - Design	=	0.379"/ Pass
	Allowed	=	0.726"
10/03/17	Repeat Air Infiltration 6.24 psf (49 mph)		
	Measured	=	0.02 cfm/ft ²
	Allowed	=	0.06 cfm/ft ²
10/03/17	Water Penetration 12.0 psf (68.47 mph)		
	Result	=	Pass/ No Leakage
	Allowed	=	No Leakage
10/03/17	Dynamic Water Resistance 12.0 psf		
	Result	=	Pass/ No Leakage
	Allowed	=	No Leakage

10/03/17

Uniform Load Structural DP45

+ 67.5 psf - Design	=	0.019"/ Pass
Allowed	=	0.254"
-67.5 psf - Design	=	0.006"/ Pass
Allowed	=	0.254"

Note: See Appendix B and C for full results of the Uniform Load tests

Witness Log: (All or Partial)

Keith Mazzie	Acurlite Structural Skylights
Matt Snyder	Acurlite Structural Skylights
Kyle Maylath	Acurlite Structural Skylights
Robert DeFayette	NCTL
George Edleblute	NCTL

This test report was prepared by National Certified Testing Laboratories (NCTL), for the exclusive use of the above named client and it does not constitute certification, or approval of this product or materials. The results are for the particular specimen tested and do not imply the quality of similar or identical products manufactured or installed from specifications identical to the tested product. The results in this report are actual tested values and are applicable to the specimen tested only. The test specimen was supplied to NCTL by the above named client. NCTL is a testing lab and assumes that all information provided by the client is accurate and does not guarantee or warranty any product tested or installed.

A copy of this report will be retained by NCTL for a period of four (4) years. This report does not constitute certification or approval of the product, which may only be granted by a certification program validator or recognized approval entity. All tests were conducted in full compliance with the referenced specifications and/or test methods. This report is the joint property of National Certified Testing Laboratories, Inc. and the Client to whom it is issued. Permission to reproduce this report by anyone other than National Certified Testing Laboratories, Inc. and the Client must be granted in writing by both of the above parties. This report may not be reproduced, except its entirety, without the written consent of NCTL.

National Certified Testing Laboratories

Robert Wm. DeFayette
Field Testing Manager

RWD/ dro

Encls:

Appendix A - Photographs

Appendix B - Drawings

Revision Summary

<u>Identification</u>	<u>Date</u>	<u>Page & Revision</u>
Original Issue	10/31/17	Not Applicable

APPENDIX A

Photographs



Photo No. 1



Photo No. 2



Photo No. 3



Photo No. 4



Photo No. 5



Photo No. 6



Photo No. 7

APPENDIX B

Drawings

PROJECT: ACURLITE PERFORMANCE MOCKUP TESTING

PURCHASED BY: ACURLITE STRUCTURAL SKYLIGHTS

UNIT TYPE: (1) CUSTOM DOUBLE PITCH SKYLIGHT WITH (1) HIPPED END AND (1) GABLE END

NOTES:

- 1.) ALUMINUM ALLOY AND TEMPER 6063-T6.
- 2.) FINISH: CLASS ONE CLEAR ANODIZED
OTHER FINISH:
SILICONE TYPE: DOE CORNING 795 AND 995
A.) WEATHER SEAL JOINT: USE DOW CORNING 795 BLACK
B.) METAL TO METAL JOINT: USE DOW CORNING 795 GRAY
C.) STRUCTURAL SEAL JOINT: USE DOW CORNING 995

3.) GLAZING:

SLOPE: 1 5/16" O/A I.G.U.
OUTER LITE MAKE-UP: 1/4" CLEAR H.S.
AIR SPACER: 1/2" MILL
INNER LITE MAKE-UP: 9/16" CLEAR H.S. LAMI.

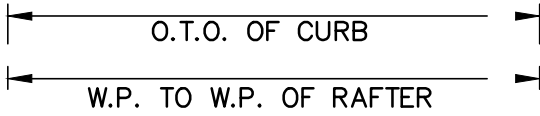
VERTICAL: 1" O/A I.G.U.
OUTER LITE MAKE-UP: 1/4" CLEAR TEMP.
AIR SPACER: 1/2" MILL
INNER LITE MAKE-UP: 1/4" CLEAR TEMP.

CURVED: N/A
OUTER LITE MAKE-UP: N/A
AIR SPACER: N/A
INNER LITE MAKE-UP: N/A

SINGLE GLAZED:
SLOPE: N/A
VERTICAL: N/A
CURVED: N/A




4.) DESIGN LOAD CRITERIA:

DEAD LOAD:
SNOW LOAD:
WIND LOAD:
POINT LOAD: 300 LBS.
MAX. DEFLECTION: L/175

- 5.) ALL FASTENERS ARE 300 SERIES STAINLESS STEEL OR ZINC PLATED.
- 6.) ALL COUNTERFLASHING – IS NOT PROVIDED BY ACURLITE STRUCTURAL SKYLIGHTS INC. UNLESS OTHERWISE SPECIFIED.
- 7.) FLASHING SUPPLIED TO BE IN 10"–0" MAXIMUM LENGTHS WITH FINISH TO MATCH FRAME ON EXPOSED SURFACES. FIELD TRIM TO SUIT AS REQUIRED. (SEE FLASHING DRAWING.)
- 8.) ALL GASKETS ARE KEYED E.P.D.M. , (SILICONE COMPATIBLE WHERE SPECIFIED), OR NEOPRENE SPONGE.
- 9.) IN THE EVENT THAT ACURLITE STRUCTURAL SKYLIGHTS INC. DOES NOT PROVIDE THE GLAZING, ALL BACKER ROD, GLASS, GLASS SIZES, AND SEALANTS ARE NOT PROVIDED BY ACURLITE STRUCTURAL SKYLIGHTS INC.
- 10.) ALL SUBSTRUCTURES / CURBS ARE NOT BY ACURLITE STRUCTURAL SKYLIGHTS INC.
- 11.) ALL DIMENSIONS OF SUBSTRUCTURES CONNECTED TO OR ADJACENT TO SKYLIGHT MUST BE WITHIN ARCHITECTURAL STEEL WORKING TOLERANCES OR TO DIMENSIONS GIVEN ON THESE SHOP DRAWINGS. SUPPORTING CURBS MUST BE PLUMB, LEVEL AND SQUARE TO WITHIN A TOLERANCE OF ±1/8" OVER 12"–0".
- 12.) FIELD TRIM PRESSURE CAP, COVER CAP IF REQUIRED SOME FIELD FABRICATION AND MODIFICATIONS MAY BE NECESSARY.
- 13.) CLEAN ALL COMPONENTS PRIOR TO THE APPLICATION OF SILICONE SEALANT. REFER TO MANUFACTURER'S RECOMMENDATIONS FOR CLEANING PROCEDURES SILICONE SEALANTS SUPPLIED IN 10.2 OZ. CARTRIDGES.
- 14.) IT IS THE RESPONSIBILITY OF THE BUYER, ARCHITECT OR GENERAL CONTRACTOR TO ASSURE THAT ALL CURBS ARE CAPABLE OF WITHSTANDING LOADS AND REACTIONS IMPOSED BY THE SKYLIGHT. ALL CURBS, WALLS, ETC. SHOWN ON THESE DRAWINGS ARE FOR CONCEPTUAL USE ONLY. THEIR STRUCTURAL INTEGRITY AND FUNCTION ARE NOT THE RESPONSIBILITY OF ACURLITE STRUCTURAL SKYLIGHTS INC.
- 15.) IT IS THE RESPONSIBILITY OF THE BUYER OR GENERAL CONTRACTOR, PRIOR TO THE ASSEMBLY OF THE SKYLIGHT FRAME, TO APPLY (2) COATS OF ZINC CHROMATE PRIMER OR EQUAL TO THE STEEL SURFACES AND/OR BITUMASTIC PAINT TO MASONRY OR WOOD CURBS THAT MAY COME IN CONTACT WITH THE ALUMINUM FRAMING MEMBERS.
- 16.) A BILL OF MATERIALS AND FABRICATION DRAWINGS ARE SUPPLIED TO THE PURCHASER. THIS PACKAGE SHOULD BE REVIEWED AND FAMILIARIZED PRIOR TO INSTALLATION.
- 17.) REVIEWING AND MARKING DRAWINGS:
TO HELP EXPEDITE PROJECTS, WHEN CHANGING OR ADDING DIMENSIONS, PLEASE SPECIFY THE DIMENSION'S ORIGINS ON THE PLANS AND ELEVATIONS, AND THE RELATED DETAILS.
EXAMPLE: 
- 18.) ALL REVISIONS REQUESTED AFTER CERTIFICATION AND AUTHORIZATION TO FABRICATE ARE SUBJECT TO ADDITIONAL CHARGES.
- 19.) ALL DIMENSIONS SHOWN MUST BE VERIFIED. FABRICATION WILL NOT BEGIN UNTIL A SIGNED COPY OF THESE DRAWINGS ARE RECEIVED BY ACURLITE STRUCTURAL SKYLIGHTS INC. (SEE CERTIFICATION BLOCK) ACURLITE STRUCTURAL SKYLIGHTS INC. WILL ASSUME THE CERTIFIED DRAWINGS ARE CORRECT AS DRAWN EVEN IF ALL NOTES AND DETAILS ARE NOT ADDRESSED ON CERTIFIED RETURNED DRAWINGS.

GENERAL NOTES

LEGEND/ABBREVIATIONS:


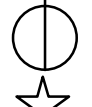

	INDICATES WORKPOINT AND ELEVATION MARKER.
	ACURLITE SECTION / DETAIL MARKER.
	INDICATES IMPORTANT INSTALLER NOTES.
R.O. = ROUGH OPENING D.O. = DAYLIGHT OPENING W.P. = WORKPOINT T.O.S. = TOP OF STEEL O.T.O. = OUT TO OUT C.L. = CENTERLINE H.H. = HEX HEAD S.T.S. = SELF-TAPPING SCREW N.T.S. = NOT TO SCALE H.S. = HEAT STRENGTHENED P.V.B. = POLY-VINYL BUTYL TEMP. = TEMPERED LAMI. = LAMINATED P.S.F. = POUNDS PER SQUARE FOOT C.F.M. = CUBIC FEET PER MINUTE A.S. = AIR SPACER E.O.S. = EDGE OF STEEL	

NOTES:

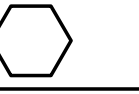
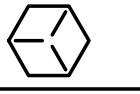

- 1.) PLEASE REVIEW INSTALLATION NOTES, ERECTION DRAWINGS AND MATERIALS LIST THOROUGHLY. PLEASE CALL ACURLITE STRUCTURAL SKYLIGHTS INC. IF THERE ARE ANY QUESTIONS PRIOR TO INSTALLATION.
- 2.) FIELD VERIFY THE SITE PER THE GAUGE CHECK GIVEN ON THE CURB PLAN. SITE MUST BE PLUMB, LEVEL AND SQUARE PRIOR TO SKYLIGHT ERECTION.
- 3.) CHECK ALL CONTAINERS AGAINST THE MATERIALS LIST AND BE SURE THEY BOTH COINCIDE BEFORE STARTING INSTALLATION.
- 4.) HOW ACURLITE STRUCTURAL SKYLIGHTS INC. LABELS THE PARTS ON THE ERECTION DRAWINGS. PLEASE REFER TO THE MATERIALS LIST. THERE WILL BE A PART QUANTITY, A PART NUMBER AND PART LENGTH. THE PART NUMBER WILL ALSO BE WRITTEN ON THE ERECTION DRAWING AT THE LOCATION WHERE THE PART IS TO BE INSTALLED.
- 5.) AREAS WHERE FIELD FABRICATION AND MODIFICATION WILL NEED TO BE MADE. THERE MAY BE SPECIAL AREAS WHERE FIELD MODIFICATIONS WILL BE NECESSARY. THERE WILL BE A STAR (☆) TO LOCATE THESE AREAS ON THE ERECTION DRAWINGS WITH A NOTE GIVING DIRECTION.
FIELD TRIM PRESSURE CAPS AND COVER CAPS TO SUIT FIELD CONDITIONS IF REQUIRED. IRREGULAR CURBS THAT VARY FROM THE APPROVED CURB DIMENSIONS AND CONSTRUCTION CAN DICTATE FIELD MODIFICATION OF PARTS.
- 6.) SILICONE SEALANTS:
A.) METAL TO METAL JOINT: EXT: USE DOW CORNING 795 BLACK INT: USE DOW CORNING 795 WHITE
B.) WEATHER-SEAL JOINT: USE DOW CORNING 795 BLACK
C.) STRUCTURAL-SEAL JOINT: USE DOW CORNING 995 BLACK
- 7.) ALL SILICONE SEALANTS SUPPLIED BY ACURLITE STRUCTURAL SKYLIGHTS INC. MUST BE STORED IN A COOL DRY LOCATION. SEALANTS CAN NOT BE STORED IN A DAMP, HUMID LOCATION.
- 8.) PROPER TOOLING OF ALL SILICONE SEALANT JOINTS ARE REQUIRED TO ACHIEVE A CLEAN AND WATERTIGHT CONDITION. EXCESSIVE AMOUNTS OF SILICONE SEALANT APPLIED IN AN UNTOOLED, UNFINISHED AND UNAESTHETIC MANNER IS NOT ACCEPTABLE.

- 9.) IT IS THE RESPONSIBILITY OF THE INSTALLER OR GENERAL CONTRACTOR, PRIOR TO THE ASSEMBLY OF THE SKYLIGHT FRAME, TO APPLY (2) COATS OF ZINC CHROMATE PRIMER OR EQUAL TO THE STEEL SURFACES AND/OR BITUMASTIC PAINT TO MASONRY OR WOOD CURBS THAT MAY COME IN CONTACT WITH THE ALUMINUM FRAMING MEMBERS.
- 10.) IT IS THE RESPONSIBILITY OF THE INSTALLER TO PREPARE AND CLEAN ALL SURFACES IN ACCORDANCE WITH THE SEALANT MANUFACTURER'S INSTRUCTIONS PRIOR TO THE APPLICATION OF THE SILICONE SEALANTS. (CLEANERS AND PRIMER ARE NOT BY ACURLITE STRUCTURAL SKYLIGHTS INC.)
- 11.) TO ACHIEVE A GOOD WEATHER SEAL DO THE FOLLOWING:
PLEASE READ THE MANUFACTURER'S DIRECTIONS BEFORE APPLYING.
1. CLEAN THOROUGHLY ALL GLASS EDGES THAT COME IN CONTACT WITH SILICONE.
2. INSERT THE BACKER ROD BELOW OUTER LITE OF GLASS (1/4") MIN. BEAD.
3. APPLY MASK TAPE ABOVE AND BELOW VOID TO BE FILLED.
4. FILL THE VOID WITH THE SILICONE SEALANT AND TOOL.
5. REMOVE THE MASKING TAPE IMMEDIATELY.
6. ALLOW SILICONE TO CURE 7 DAYS PRIOR TO THE CLEANING OF THE SKYLIGHT.
7. BOND BREAKER TAPE APPLICATION – REFERENCE DETAILS FOR PLACEMENT.
- 12.) PROPER STORAGE AND PROTECTION OF THE MATERIALS ONCE ON THE JOB SITE. KEEP IN A COOL DRY PLACE.

LEGEND/ABBREVIATIONS:

	INDICATES WORKPOINT AND ELEVATION MARKER.
	ACURLITE SECTION / DETAIL MARKER.
	INDICATES IMPORTANT INSTALLER NOTES.
R.O. = ROUGH OPENING D.O. = DAYLIGHT OPENING W.P. = WORKPOINT T.O.S. = TOP OF STEEL O.T.O. = OUT TO OUT C.L. = CENTERLINE H.H. = HEX HEAD S.T.S. = SELF-TAPPING SCREW N.T.S. = NOT TO SCALE H.S. = HEAT STRENGTHENED P.V.B. = POLY-VINYL BUTYL TEMP. = TEMPERED LAMI. = LAMINATED P.S.F. = POUNDS PER SQUARE FOOT C.F.M. = CUBIC FEET PER MINUTE A.S. = AIR SPACER E.O.S. = EDGE OF STEEL	

GENERAL TORQUE SPECIFICATION CHART FOR INCH FASTENERS

MATERIAL	SAE 2 MILD STEEL	SAE 5	SAE 8
Minimum tensile (p.s.i.) strength	74,000	60,000	120,000
Proof load (p.s.i.)	55,000	33,000	85,000
Steel grade symbols			
Bolt diameter (inches)	Torque (lbs. ft.)		
1/4"	7	10	14
5/16"	14	21	30
3/8"	24	37	52
7/16"	39	60	84
1/2"	59	90	128
9/16"	85	130	184
5/8"	117	180	255
3/4"	205	320	450
7/8"		515	730
1"	300	775	1090
1 1/8"	425		955
1 1/4"	600		1345

NOTE: Use only when manufacturer's specifications are not available. These values are for stiff metal-to-metal joints and are based on 90% of proof load. Do not use for gasketed joints or joints of soft metal.

INSTALLATION NOTES

HEX HEAD BOLT TAP DRILL SIZES











BOLT	THREAD	TAP DRILL DIA.
1/4"	–20	13/64" (.203)
5/16"	–18	1/4" (.250)
3/8"	–16	5/16" (.312)
7/16"	–14	3/8" (.375)
1/2"	–13	27/64" (.421)
5/8"	–11	17/32" (.531)
3/4"	–10	21/32" (.656)

SHEET METAL SCREW PILOT HOLE SIZES

SCREW	DIA.	PILOT HOLE DIA.
#8	(.164)	9/64" (.140)
#10	(.190)	5/32" (.156)
#12	(.216)	3/16" (.187)
#14	(.242)	13/64" (.203)

GENERAL FASTENER DATA

NOTE: THIS CHART IS FOR GENERAL PURPOSES. USAGE, DIAMETER, AND LENGTH OF FASTENERS MAY VARY PER PROJECT. SPECIAL FASTENERS MAY NOT BE SHOWN ON THIS CHART. PLEASE REFERENCE THE ERECTION DRAWINGS TO SEE THEIR USAGE AND SIZE.

FASTENER	FASTENER CALL-OUT	USE	GENERAL INFORMATION
	#10 x 1/2" PAN HEAD SELF-TAPPING SCREW STAINLESS STEEL	FASTENS ALL CLOSURE FLASHING. UNLESS OTHERWISE SPECIFIED ON ERECTION DRAWINGS.	USE 12" O.C. PILOT HOLE=5/32" CLEARANCE=.203" UNLESS OTHERWISE SPECIFIED.
	#12 x 1/2" PAN HEAD S.S. SHEET METAL SCREWS.	ATTACH ALL HORIZONTAL PURLINS TO RAFTERS. UNLESS OTHERWISE SPECIFIED.	4 – PER PURLIN AT ENDS. PURLINS WILL BE PRE-DRILLED.
	#10 x 1/2" HEX HEAD S.T. TEK SCREW	ATTACH ALL ANGLE SPACER TO PURLINS. TYPICALLY PRE-APPLIED.	
	ALUMINUM POP-RIVET	ATTACH FLASHINGS. CLOSURE	
	#10 x (VARIES) PAN HEAD SELF-TAPPING (PHILLIPS) SCREW.	ATTACH (2125) PRESSURE CAPS TO RAFTERS.	LENGTH OF SCREW WILL VARY DEPENDENT ON INSULATED GLASS THICKNESS. PRESSURE CAPS ARE PRE-DRILLED AT
	(VARIES) DIA. x (VARIES) LG. HEX HEAD TAP BOLT WITH LOCK NUT.	MULTIPLE PURPOSES DEPENDENT ON PROJECT. GENERAL PURPOSE: SILL FASTENER TO SUBSTRUCTURE.	DIA. AND LENGTH WILL VARY DEPENDENT ON PROJECT. INSTALLER TO FIELD DRILL AND TAP SUB-STRUCTURE. IN SOME CASES, LOCK NUT CAN NOT BE USED, DUE TO ACCESSIBILITY.
	(VARIES) DIA. x (VARIES) LG. HEX HEAD THUNDERSTUD OR THUNDERBOLT.	MASONRY SILL ANCHOR.	DIA. AND LENGTH WILL VARY DEPENDENT ON PROJECT. PILOT HOLE DIAMETER IS THE SAME AS THE DIAMETER OF THE ANCHOR.
	(VARIES) DIA. x (VARIES) LG. HEX HEAD LAG SCREW.	2x WOOD SILL OR RIDGE ANCHOR.	DIA. AND LENGTH WILL VARY DEPENDENT ON PROJECT.
	5/16" DIA. x 1" LG. TRUSS HEAD SELF-TAPPING SCREWS.	USE MAY VARY DEPENDENT ON PROJECT. GENERAL PURPOSE: GUSSET ASSEMBLIES.	TYPICALLY PRE-ATTACHED ON PROJECT. PILOT HOLES PRE-DRILLED
	STAINLESS STEEL		

COMMENTS AREA:

KEY PLAN (N.T.S.)



CERTIFICATION BLOCK
I HEREBY CERTIFY THAT ALL DIMENSIONS, PLANS, SPECIFICATIONS, AND MATERIALS LISTED ON THE ENCLOSED SHOP DRAWINGS, I HEREBY AUTHORIZE FABRICATION OF THE ABOVE INDICATED STRUCTURE (S), AS PER THESE DRAWINGS.
DATE: _____
PRINT NAME: _____
SIGNATURE: _____

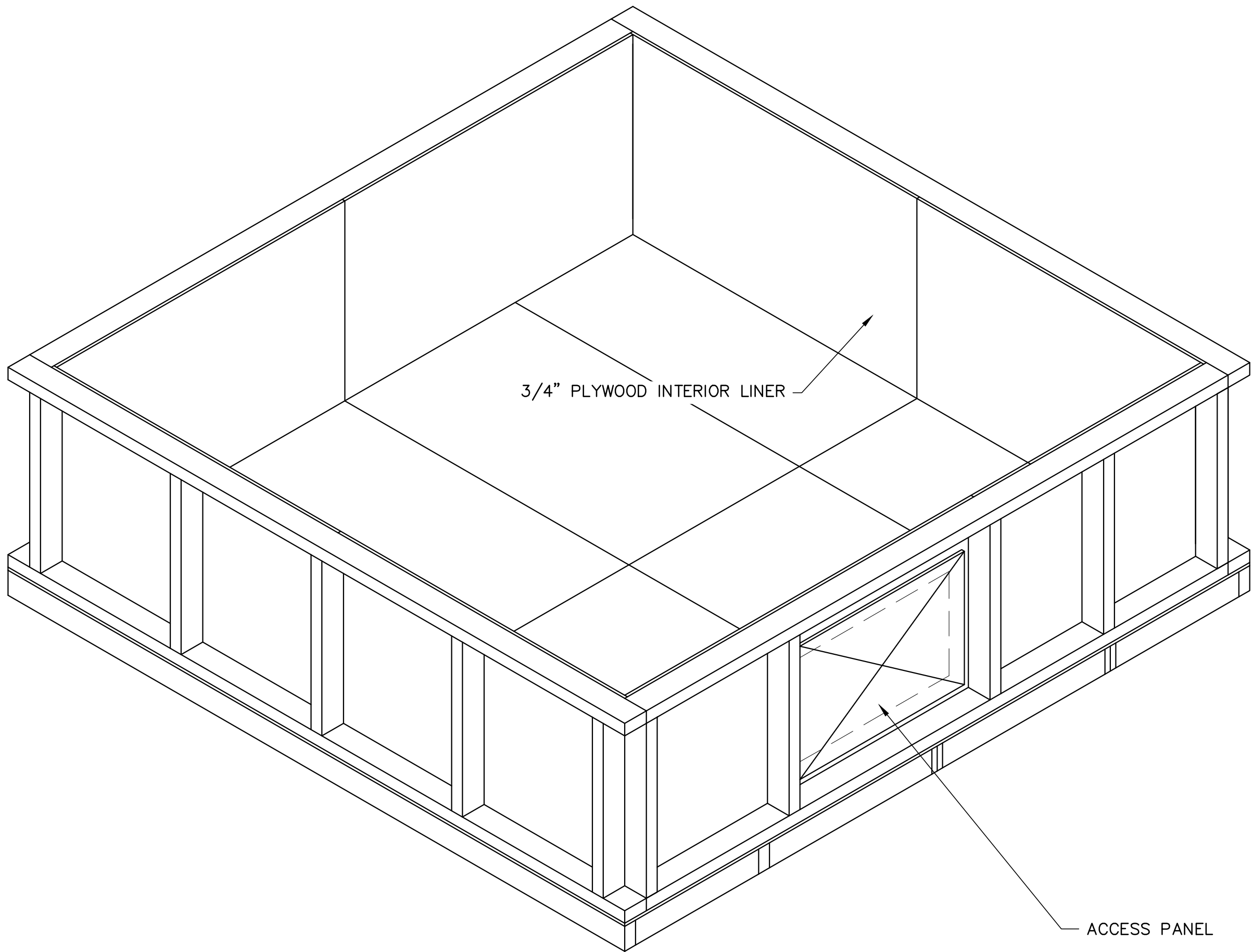
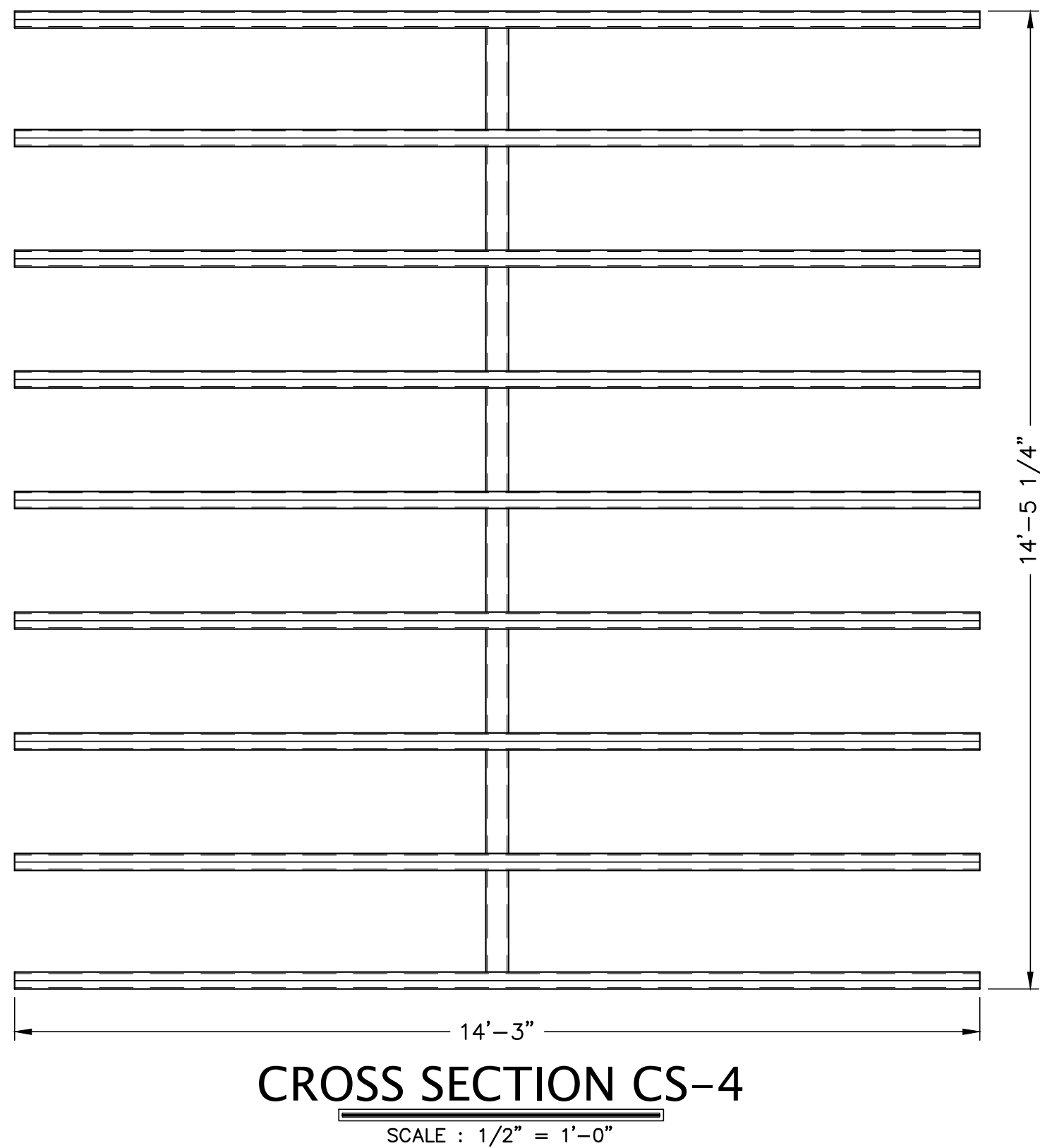
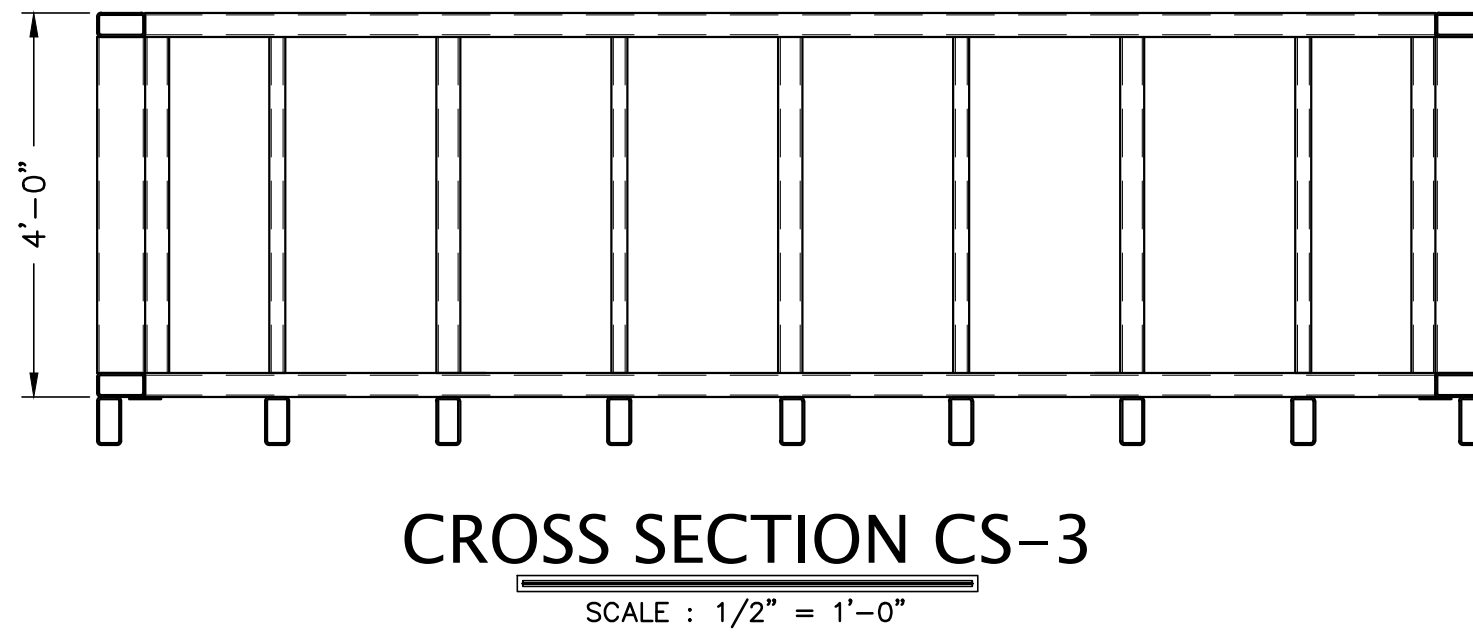
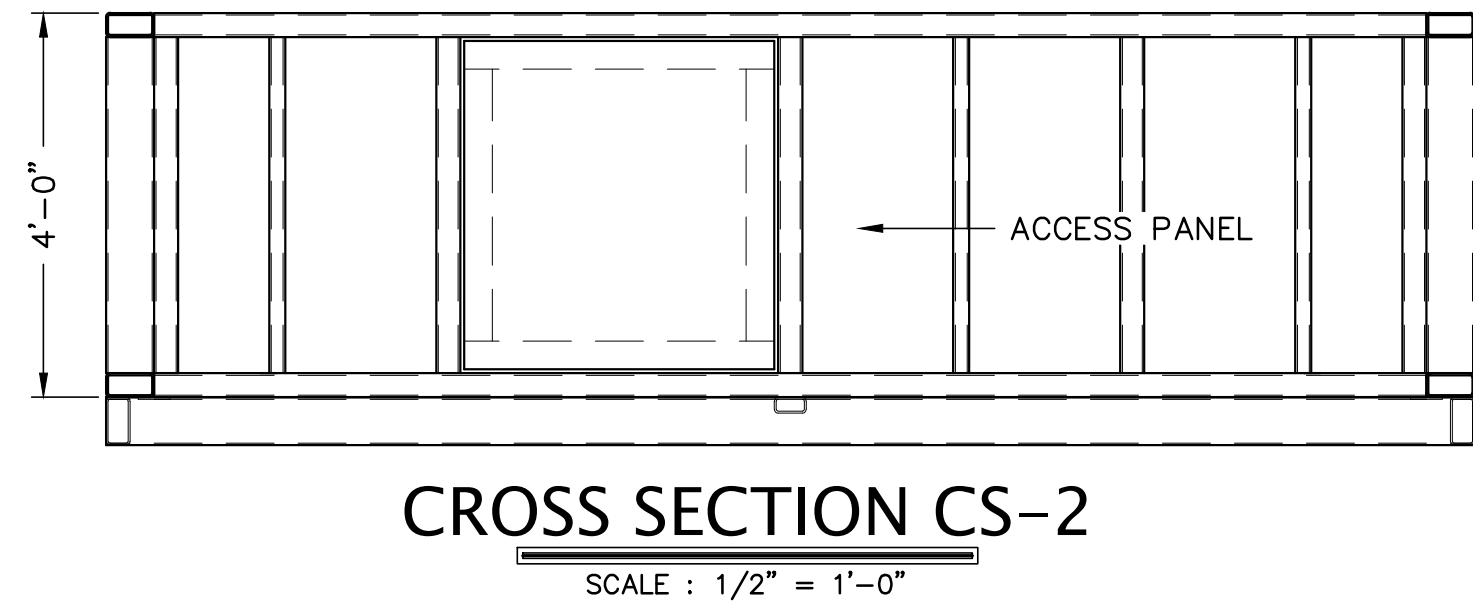
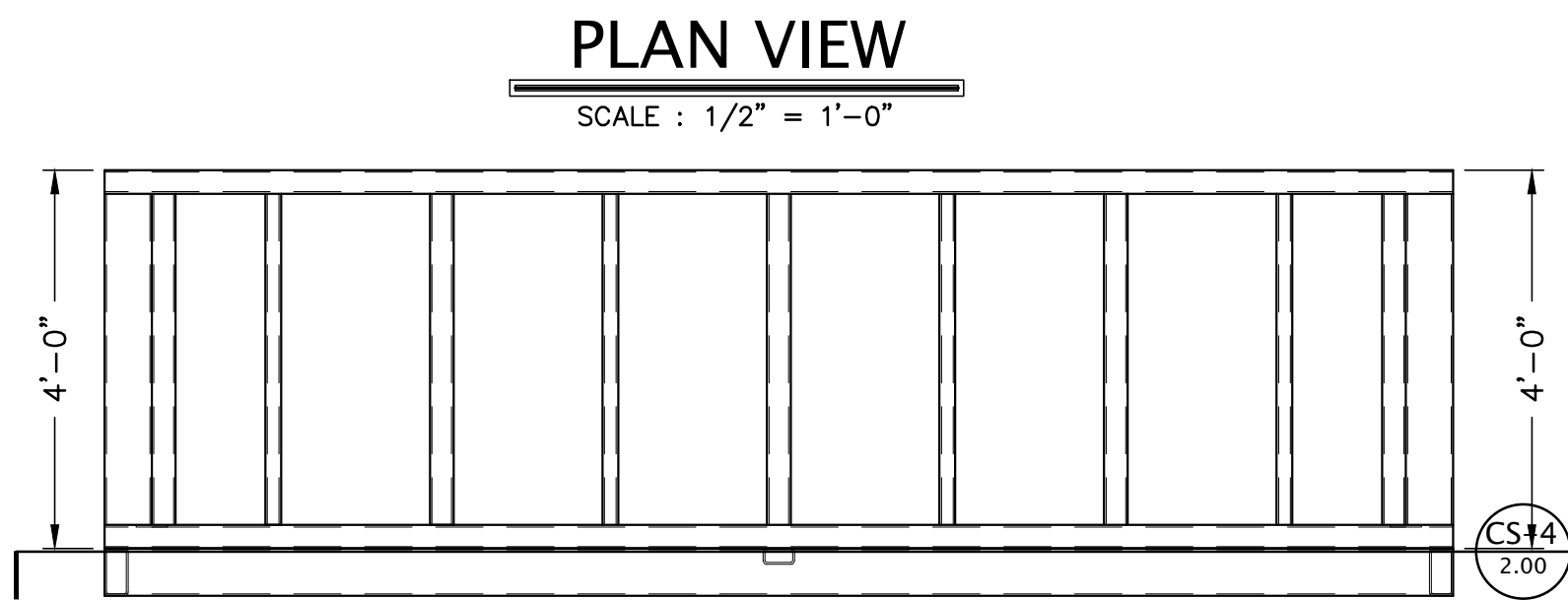
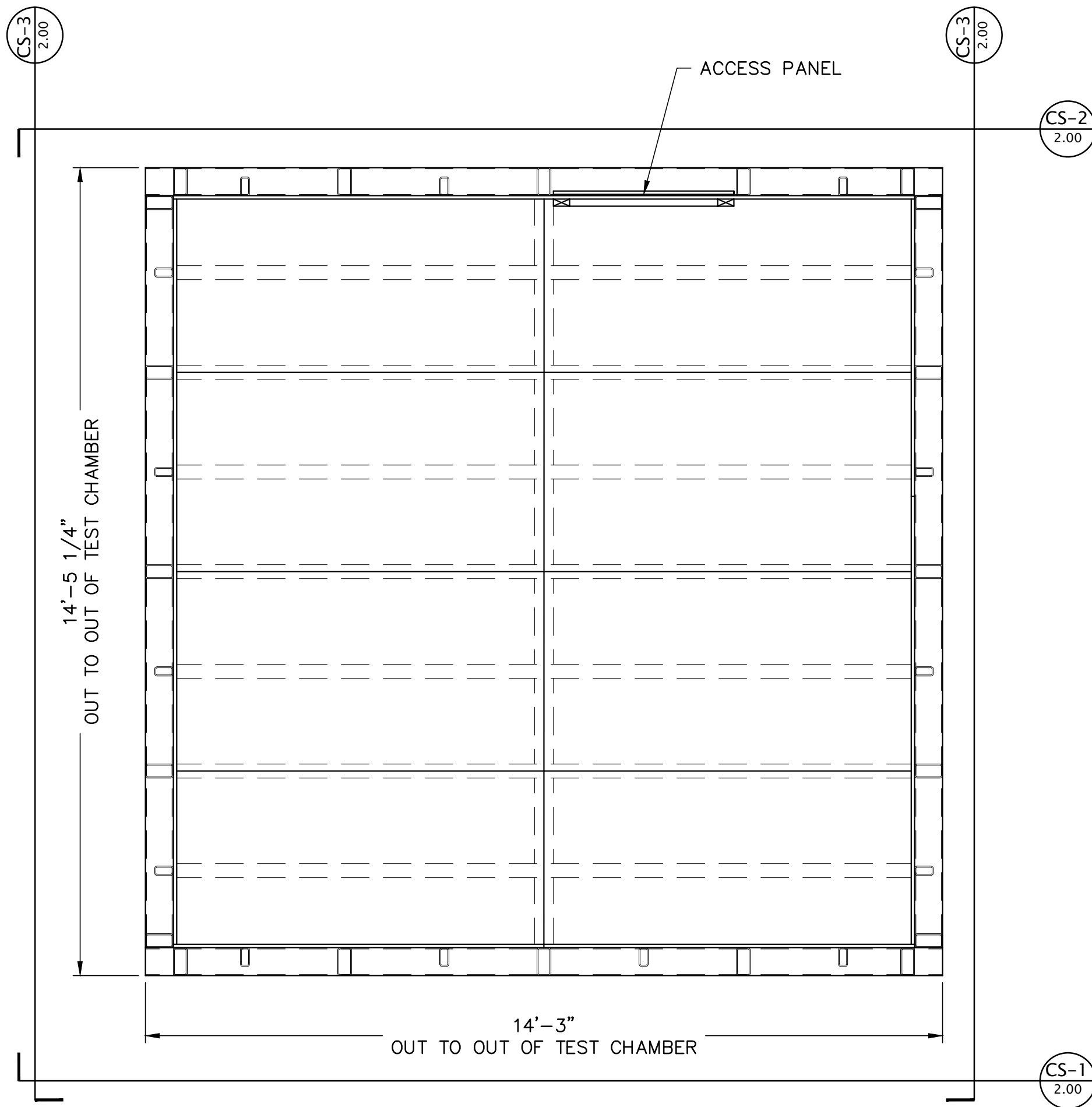
acurlite
engineering light
Acurlite Structural Skylights, Inc.
1017 North Vine Street, PO Box 9
Berwick, PA 18603
© 570.759.6882 © 570.759.9552 © sales@acurlite.com

© 6/15/16

PROJECT NAME: ACURLITE PERFORMANCE MOCKUP
PURCHASED BY: ACURLITE STRUCTURAL SKYLIGHTS
DRAWING TITLE: COVERSHEET

SALES ORDER NO. S00915-17
DRAWN BY: K. MAZZIE
CHECKED BY: _____
DATE: 7/5/2017
SCALE: NONE
DRAWING FILE: AWS MOCKUP SHEET

1.00



BILL OF MATERIALS			
LOCATION	DESCRIPTION	QTY.	SIZE
CHAMBER BASE	6x3x1/4 STEEL TUBE	9	14'-3"
CHAMBER BASE	4x2x1/4 STEEL TUBE	6	1'-6 3/8"
CHAMBER BASE	4x2x1/4 STEEL TUBE	2	1'-6"
CHAMBER HORIZONTAL	6x3x1/4 STEEL TUBE	4	14'-3"
CHAMBER HORIZONTAL	6x3x1/4 STEEL TUBE	4	13'-5 1/4"
CHAMBER VERTICAL	6x3x1/4 STEEL TUBE	20	3'-6"
CHAMBER VERTICAL	4x2x1/4 STEEL TUBE	15	3'-6"
CHAMBER BASE	3/4" PLYWOOD	4	6'-6 3/4"x3'-1 1/8"
CHAMBER BASE	3/4" PLYWOOD	4	6'-6 3/4"x3'-6 3/4"
CHAMBER LINER	3/4" PLYWOOD	4	6'-7 1/2"x4'-0"
CHAMBER LINER	3/4" PLYWOOD	4	6'-7 7/8"x4'-0"
CHAMBER LINER	3/4" PLYWOOD	1	8'-0"x4'-0"
ACCESS PANEL	3/4" PLYWOOD	1	3'-2 3/4"x4'-0"
ACCESS PANEL	2X4	2	3'-5"
ACCESS PANEL	2X4	2	2'-7 3/4"

PROJECT NAME:
ACURLITE PERFORMANCE MOCKUP

SALES ORDER NO.:

DRAWN BY:
K. MAZZIE

CHECKED BY:

DATE:
6/15/16

SCALE:
AS NOTED

DRAWING FILE:
AWS MOCKUP

SHEET
2.00

CERTIFICATION BLOCK
I HEREBY CERTIFY THAT ALL DIMENSIONS, PLANS, SPECIFICATIONS, AND MATERIALS SHOWN ON THE ENCLOSED SHOP DRAWINGS, I HEREBY AUTHORIZE FABRICATION OF THE ABOVE INDICATED STRUCTURE (S), AS PER THESE DRAWINGS.
PRINT NAME: _____
DATE: _____
SIGNATURE: _____

Acurlite Structural Skylights, Inc.
1017 North Vine Street, PO Box 5
Berwick, PA 18603
☎ 570.759.6882 ☎ 570.759.9552 ✉ sales@acurlite.com

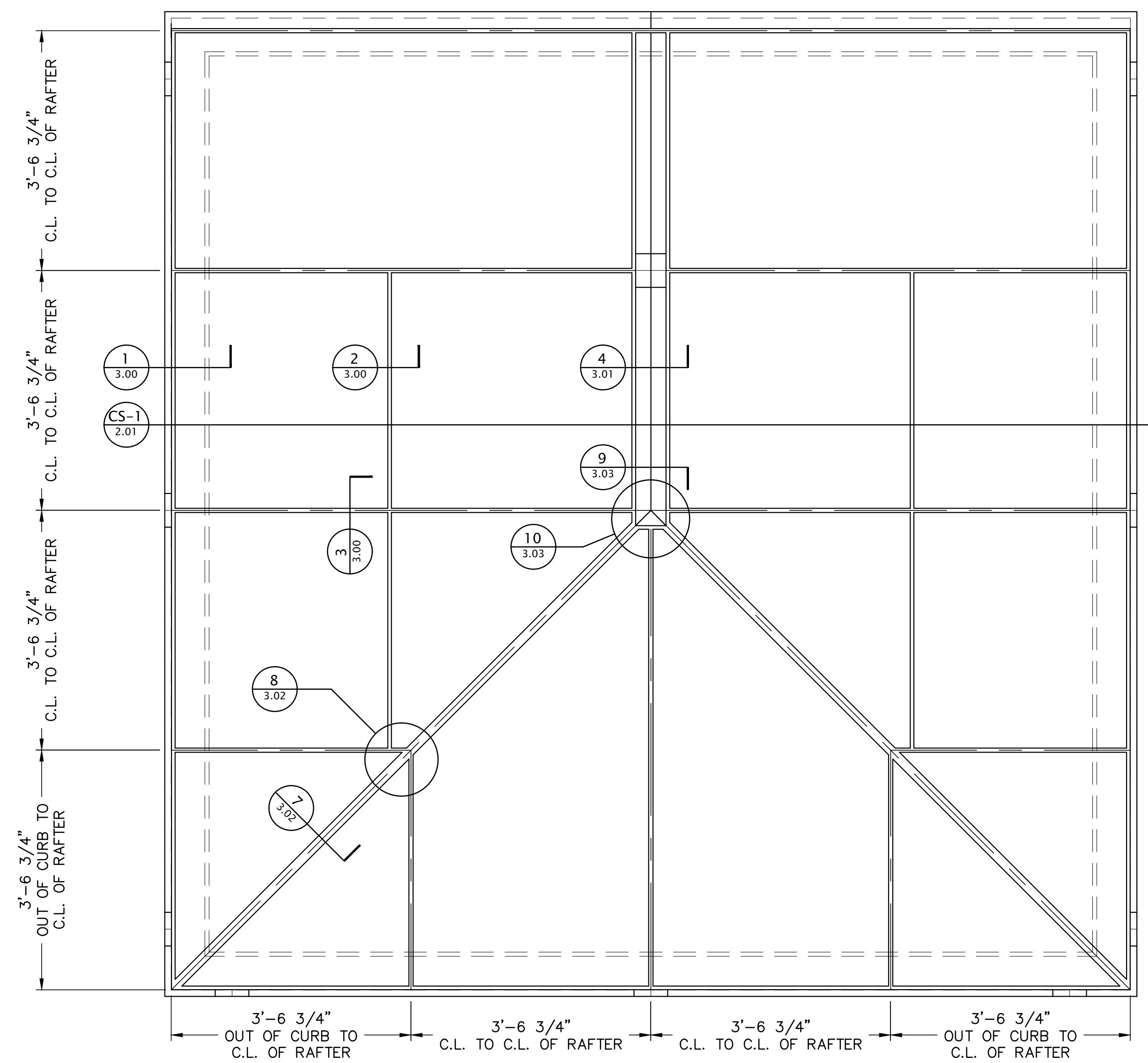
© 6/15/16

ACURLITE PERFORMANCE MOCKUP
ACURLITE STRUCTURAL SKYLIGHTS
PLANS AND ELEVATIONS

DESCRIPTION

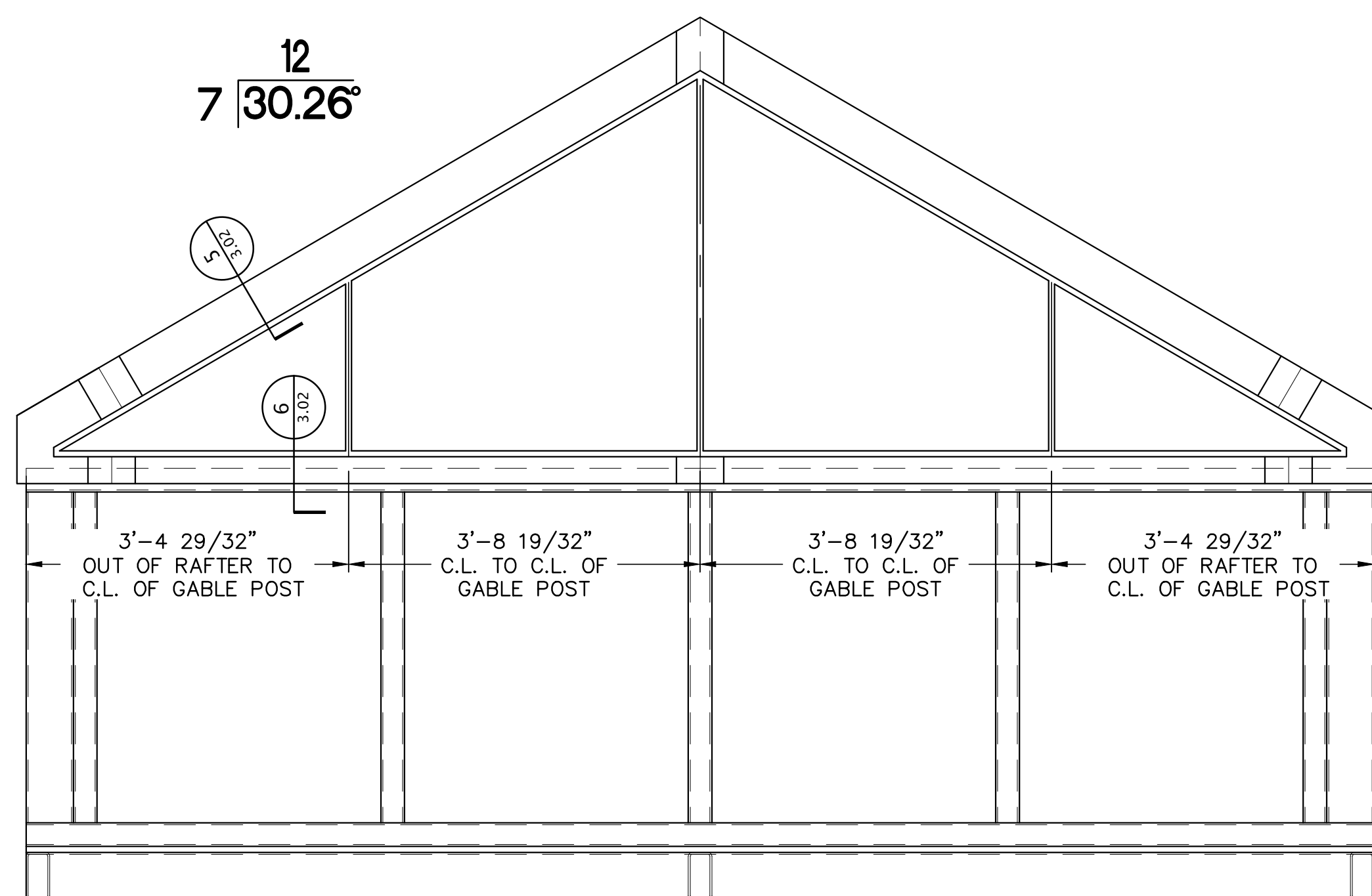
REV. BY:

DATE:



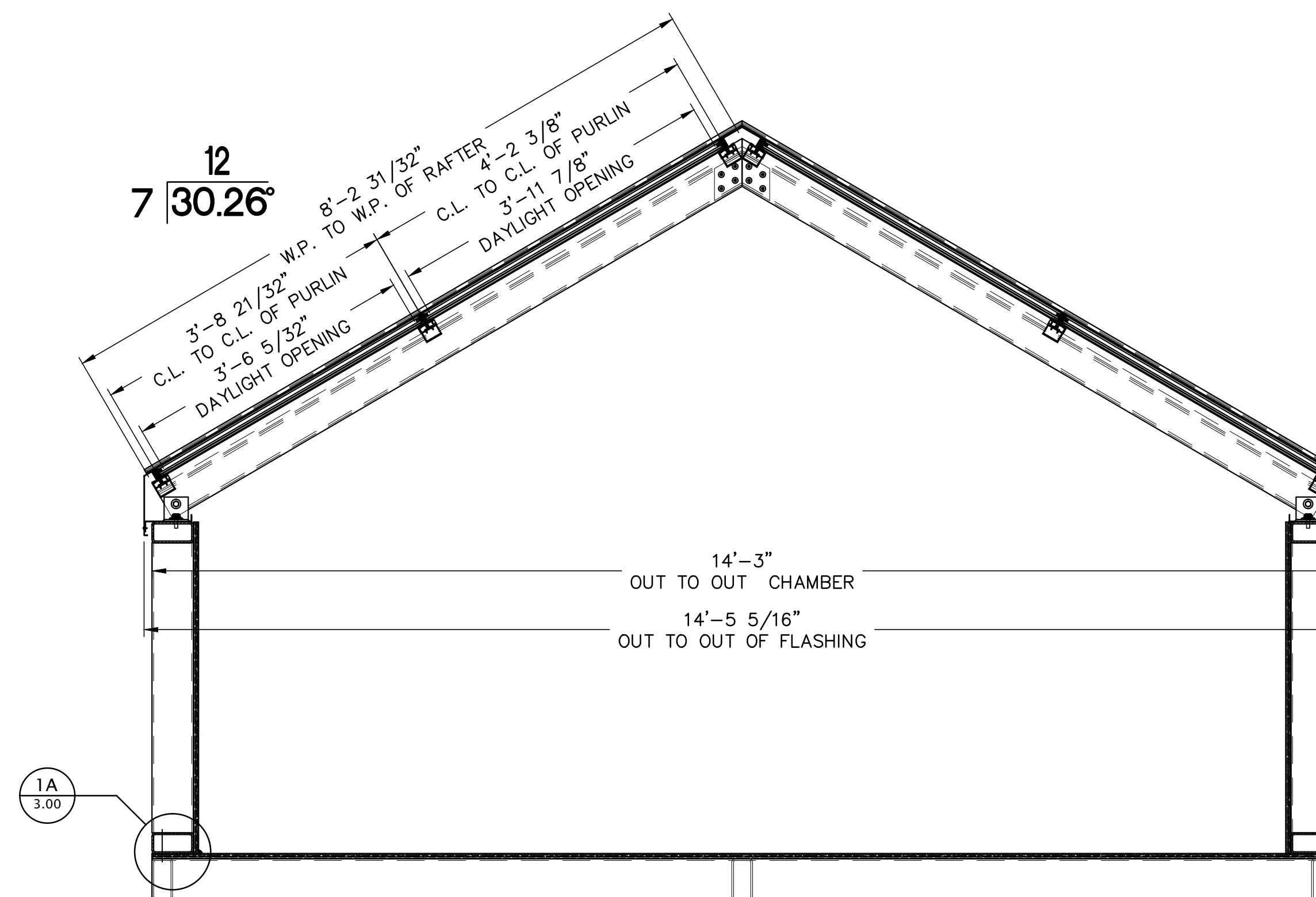
PLAN VIEW

SCALE : $3/4" = 1'-0"$



GABLE VIEW

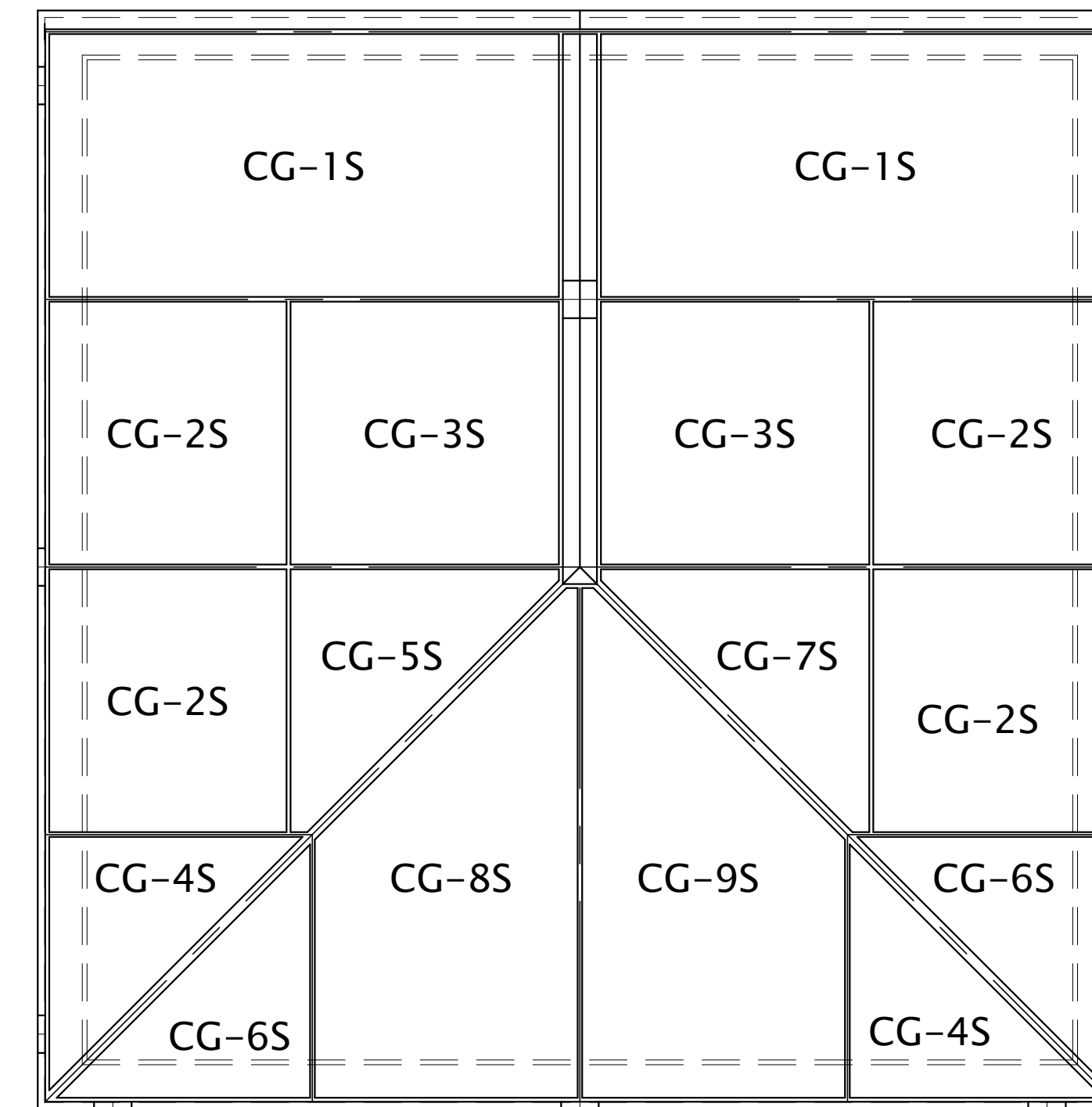
SCALE : $3/4" = 1'-0"$



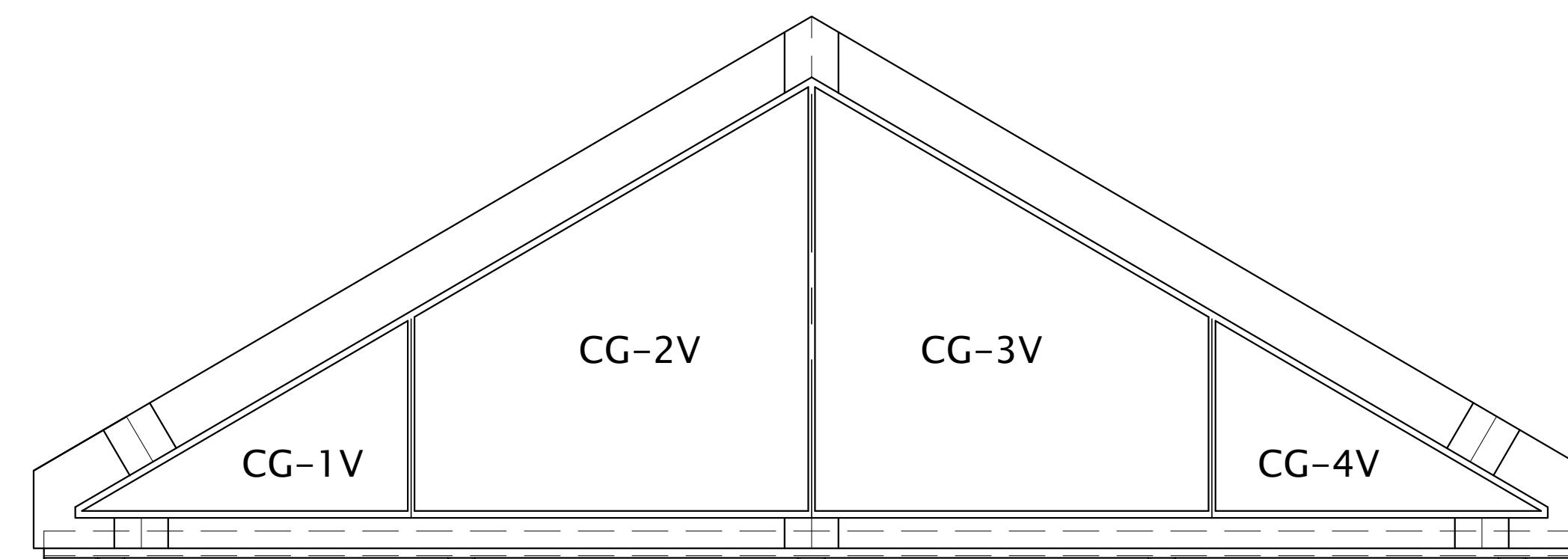
CROSS SECTION CS-1

SCALE : $3/4" = 1'-0"$

PROJECT NAME: ACURLITE PERFORMANCE MOCKUP PURCHASED BY: ACURLITE STRUCTURAL SKYLIGHTS SALES ORDER NO.: PLANS AND ELEVATIONS		© 6/15/16  Acurlite Structural Skylights Inc. 1017 North Vine Street, PO Box 5 Berwick, PA 18603 ☎ 770.759.6882 ☎ 770.759.9552 ✉ sales@acurlite.com		CERTIFICATION BLOCK HEREBY CERTIFYING THAT ALL DIMENSIONS, PLANS, ELEVATIONS, AND PITCH ARE CORRECT AS INDICATED ON THE ENCLOSED SHOP DRAWINGS. I HEREBY WARRANT THAT THE ABOVE INFORMATION IS AN ACCURATE STRUCTURE(S), AS PER THESE DRAWINGS. FRUIT NAME: _____ DATE: _____ SIGNATURE: _____		REV. BY: _____ DATE: _____ DESCRIPTION: _____	
DRAWN BY: K. MAZZIE CHECKED BY: _____ DATE: 6/15/16 SCALE: _____ AS NOTED DRAWING FILE: AW5 MOCKUP		SHEET 2.01					




1/4" CLEAR HEAT STRENGTHENED
1/2" MILL AIRSPACE WITH BLACK SILICONE SECONDARY SEAL
9/16" CLEAR HEAT STRENGTHENED LAMINATED
1/4" CLEAR HEAT STRENGTHENED
.060 PVB
1/4" CLEAR HEAT STRENGTHENED



1/4" CLEAR TEMPERED
1/2" MILL AIRSPACE WITH BLACK SILICONE SECONDARY SEAL
1/4" CLEAR TEMPERED

acurlite
engineering light
Acurlite Structural Skylights Inc.
101017 North Vine Street, PO Box 5
Berwick, PA 18603
☎ 570.759.6882 ☎ 570.759.9552 ☐ sales@acurlite.com

skylights
space enclosures
fabrication
curtain walls
engineering

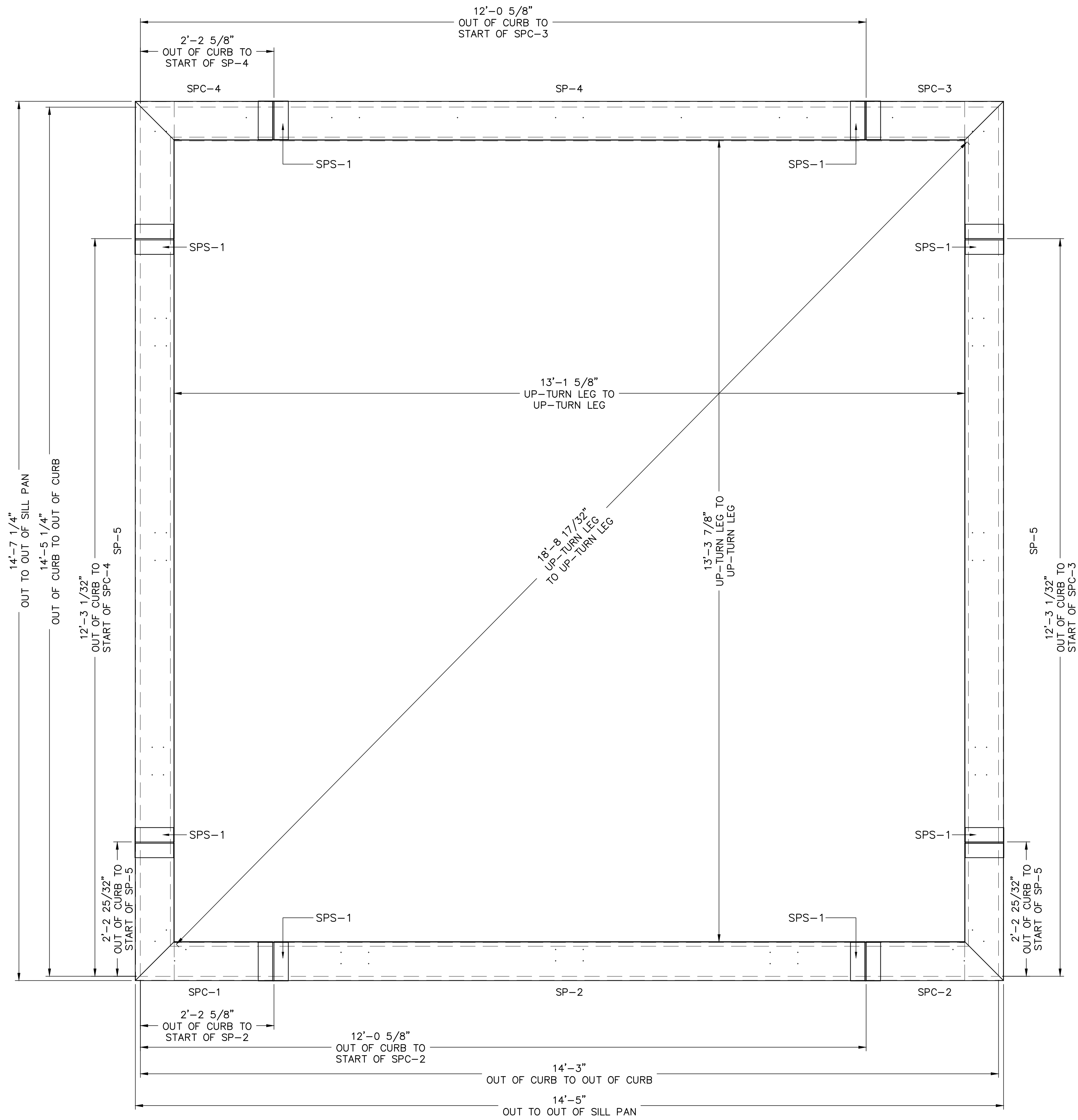


© 6/15/16

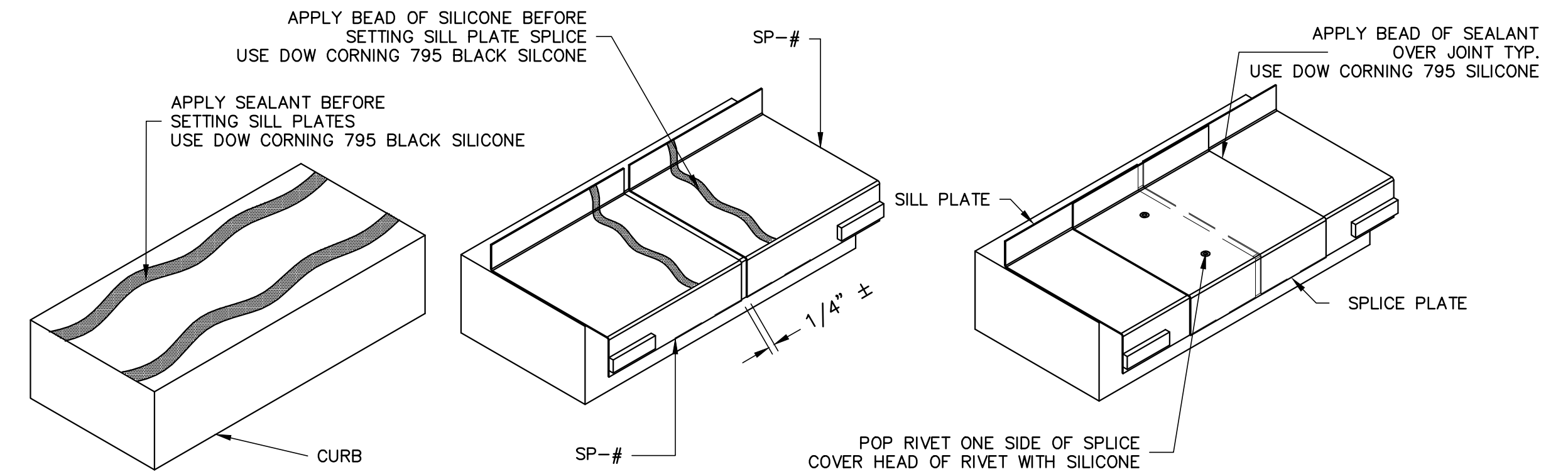
PROJECT NAME:	ACURLITE PERFORMANCE MOCKUP
PURCHASED BY:	ACURLITE STRUCTURAL SKYLIGHTS
DRAWING TITLE:	GLASS SIZES

SALES ORDER NO.	DATE	TIME
DRAWN BY: K. MAZZIE		
CHECKED BY:		
DATE: 6/15/16		
SCALE:		
AS NOTED		
DRAWING FILE: AWS MOCKUP		
SHEET		

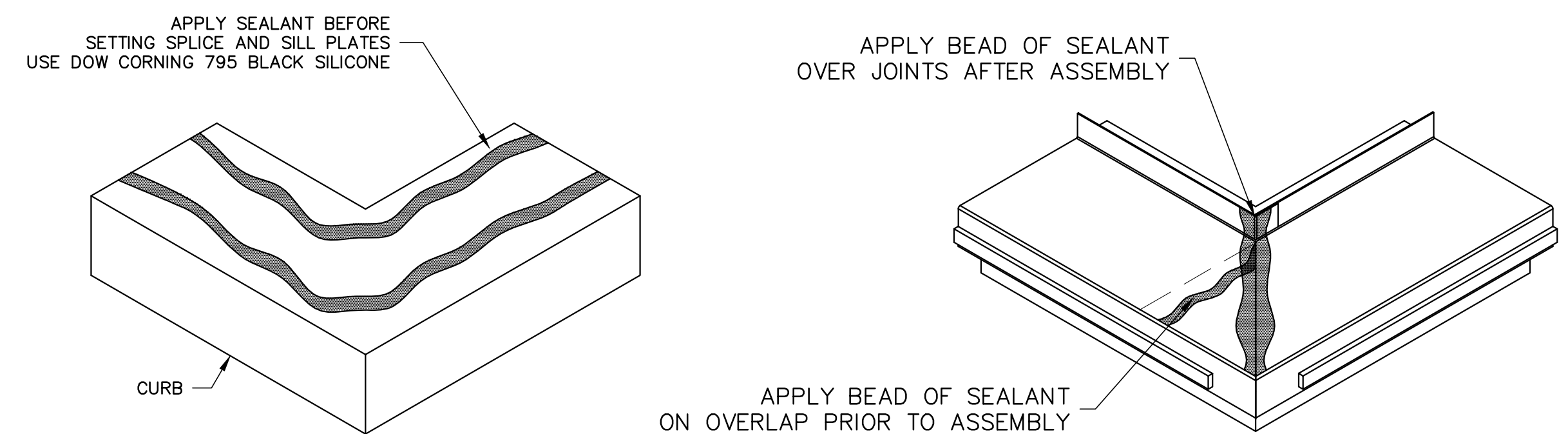
2.02



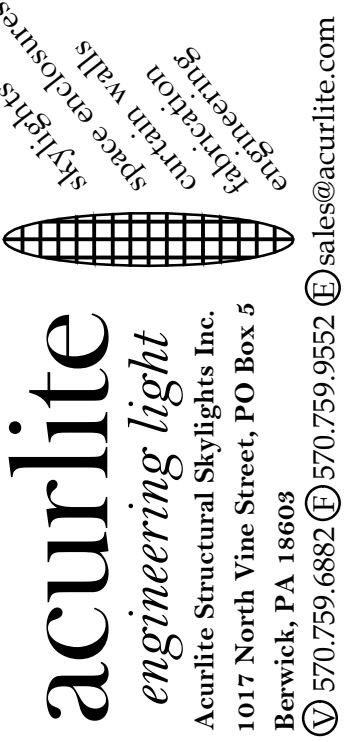
SILL PLATE LAYOUT
SCALE : 1" = 1'-0"



SPLICE DETAIL
NOT TO SCALE



SPLICE DETAIL
NOT TO SCALE

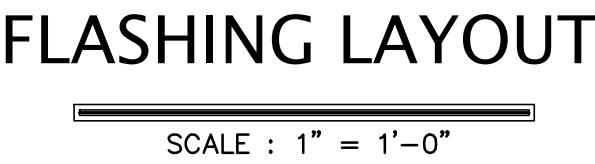


© 6/15/16

PROJECT NAME: ACURLITE PERFORMANCE MOCKUP
PURCHASED BY: ACURLITE STRUCTURAL SKYLIGHTS
DRAWING TITLE: PLANS AND ELEVATIONS

DATE: 6/15/16
SCALE: AS NOTED
DRAWING FILE: AWS MOCKUP
SHEET

2.03



© 6/15/16

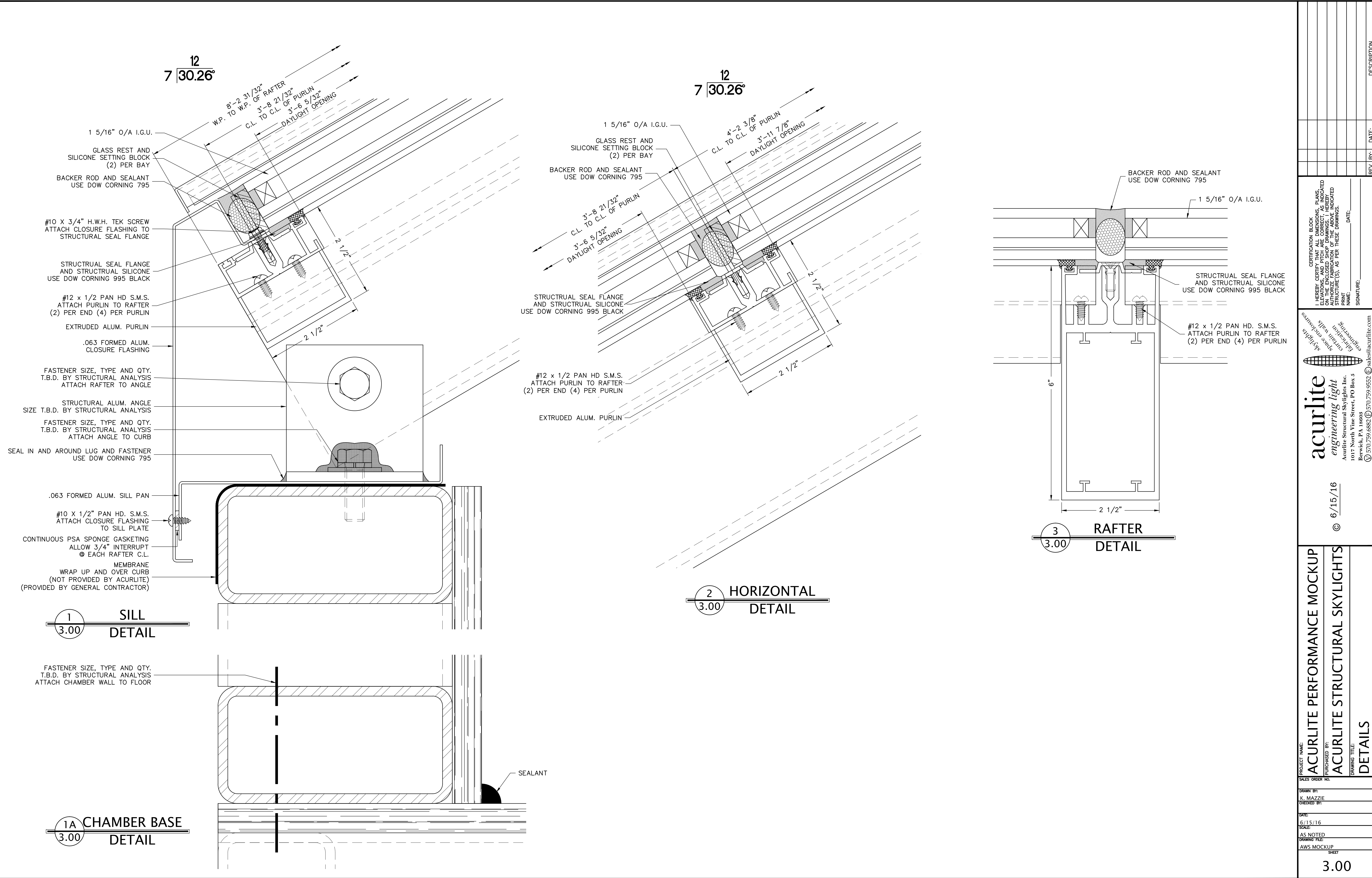
DRAWN BY:
K. MAZZIE
CHECKED BY:

DATE:
6/15/16
SCALE:

AS NOTED
DRAWING FILE:
AWS MOCKUP

SHEET

2.05



PROJECT NAME:		ACURLITE PERFORMANCE MOCKUP	
PURCHASED BY:		ACURLITE STRUCTURAL SKYLIGHTS	
SALES ORDER NO.:		DETAILS	
DRAWN BY:		K. MAZZIE	
CHECKED BY:			
DATE:		6/15/16	
SCALE:		AS NOTED	
DRAWING FILE:		AWS MOCKUP	
SHEET:		3.00	
CERTIFICATION BLOCK		I HEREBY CERTIFY THAT ALL DIMENSIONS, PLANS, AND SPECIFICATIONS SHOWN ON THE ENCLOSED SHOP DRAWINGS, I HEREBY AUTHORIZE FABRICATION OF THE ABOVE INDICATED STRUCTURE (S), AS PER THESE DRAWINGS.	
NAME:		DATE:	
SIGNATURE:		DATE:	
REV. BY:		DATE:	
DESCRIPTION:			

acurlite
engineering light

Acurlite Structural Skylights, Inc.
1017 North Vine Street, PO Box 9
Berwick, PA 18603
© 570.759.6882 © 570.759.9552 © sales@acurlite.com

Skylights
space walls
interior
exterior

enlightening
interiors

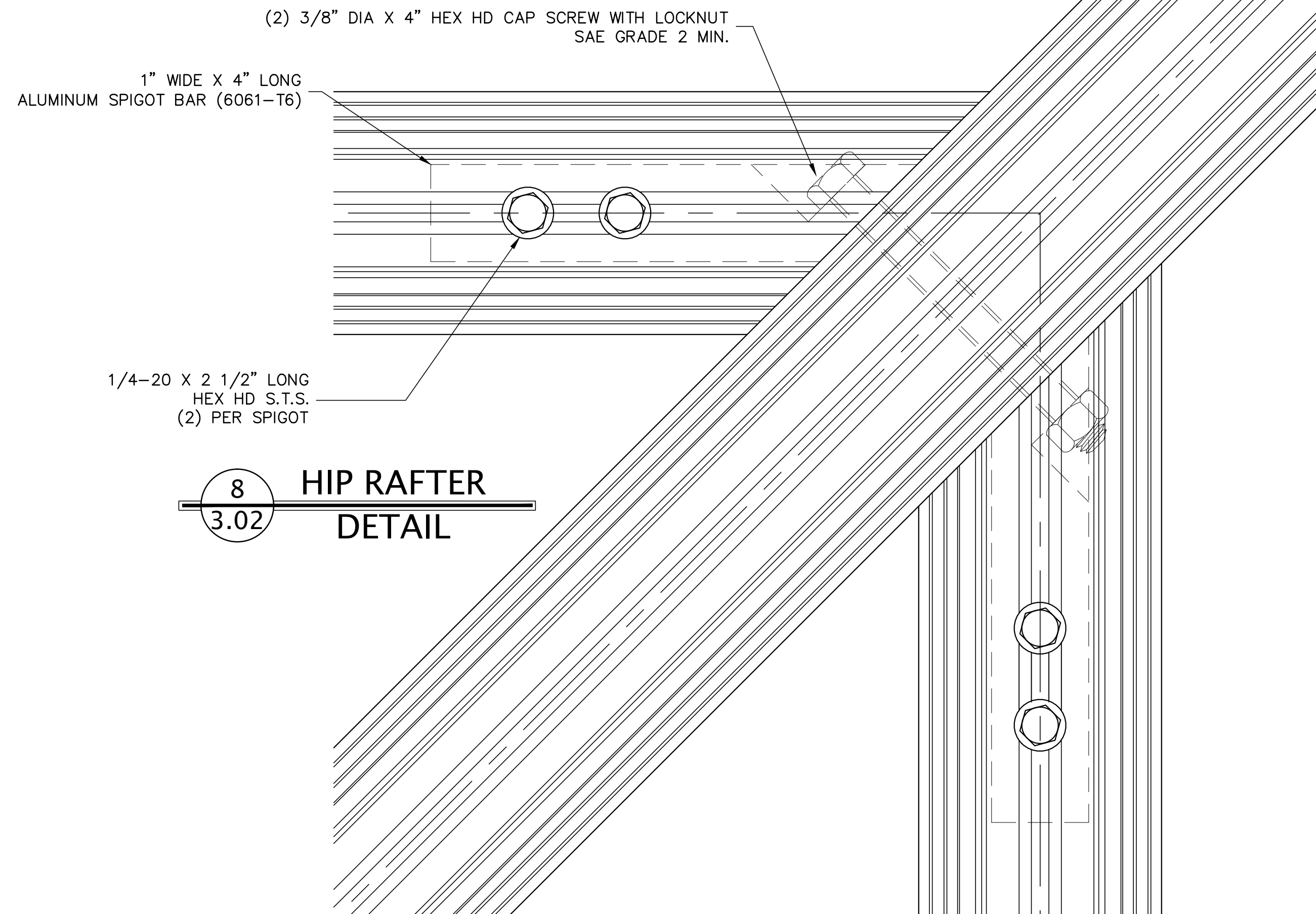
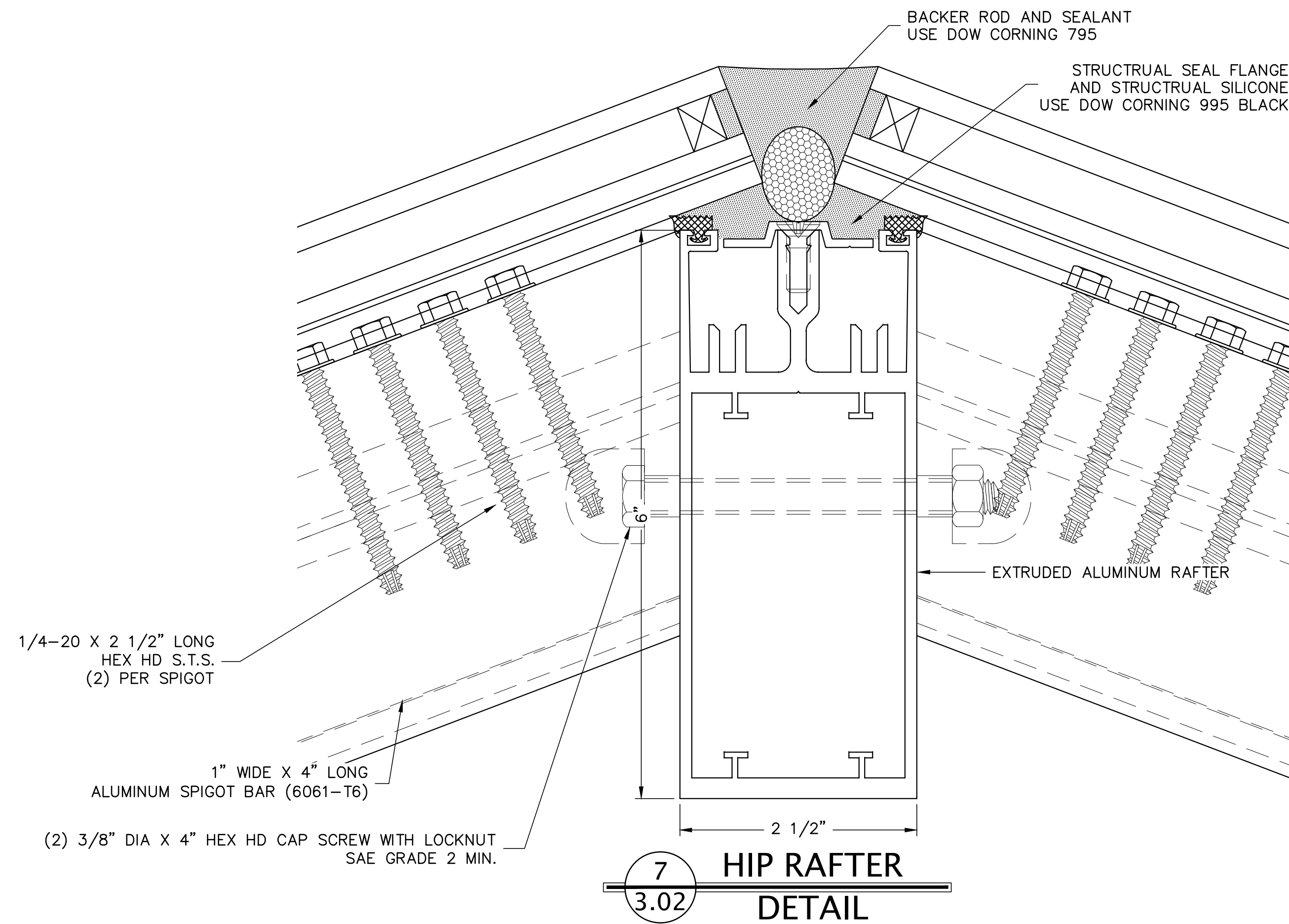
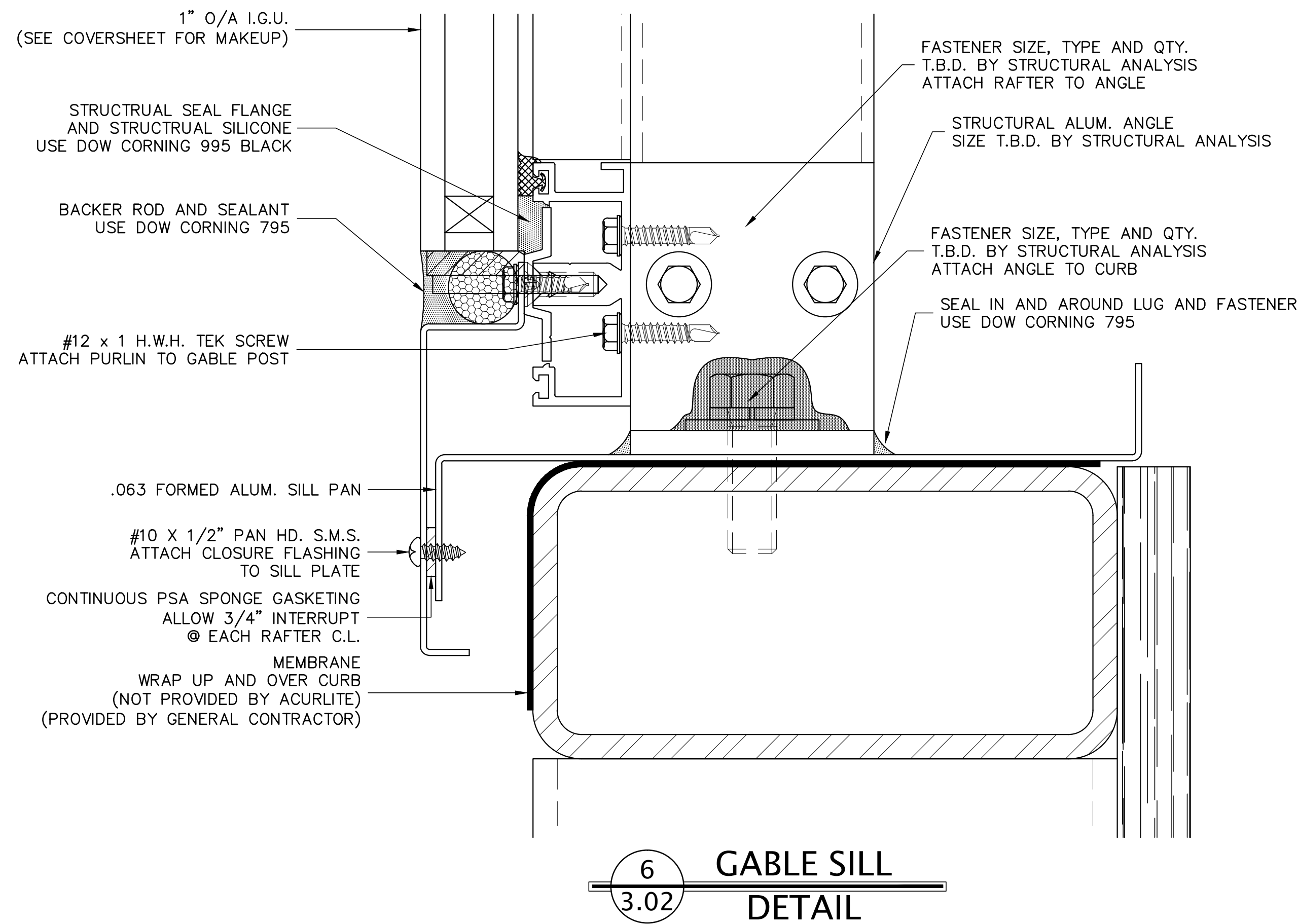
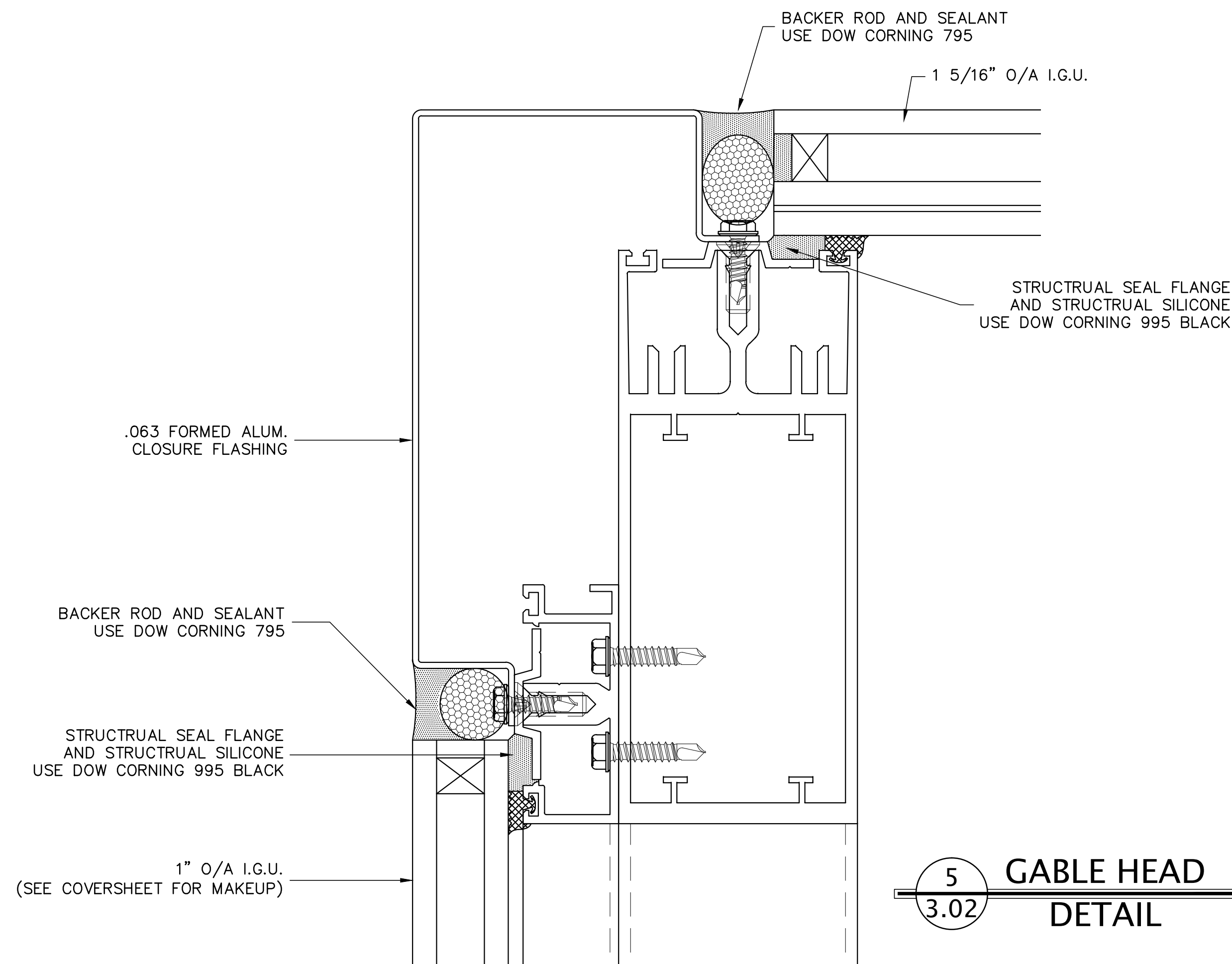


CERTIFICATION BLOCK

HEREBY CERTIFY THAT ALL DIMENSIONS, PLANS, ELEVATIONS, AND PITCH ARE CORRECT, AS INDICATED IN THE ENCLOSED SHOP DRAWINGS. I HEREBY AUTHORIZE FABRICATION OF THE ABOVE INDICATED STRUCTURE(S), AS PER THESE DRAWINGS.

PRINT NAME: _____ DATE: _____

SIGNATURE: _____



acurlite
engineering light

Acurlite Structural Skylights, Inc.
1017 North Vine Street, PO Box 5
Berwick, PA 18603
© 570.759.6882 • 570.759.9552 • sales@acurlite.com

skylights
space envelopes
curtain walls
engneering

© 6/15/16

PROJECT NAME: **ACURLITE PERFORMANCE MOCKUP**

SALES ORDER NO. _____

DRAWN BY: **K. MAZZIE**

CHECKED BY: _____

DATE: **6/15/16**

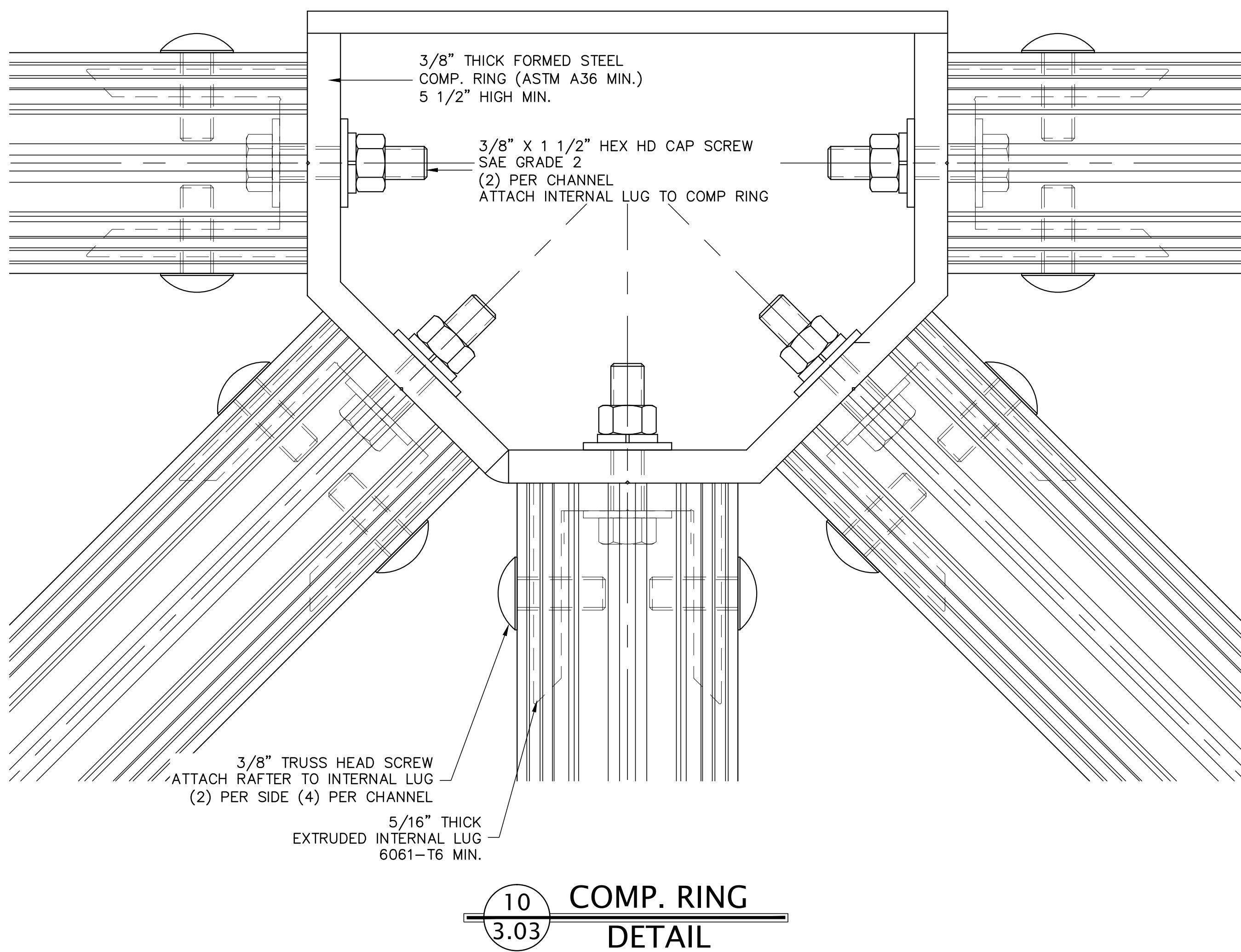
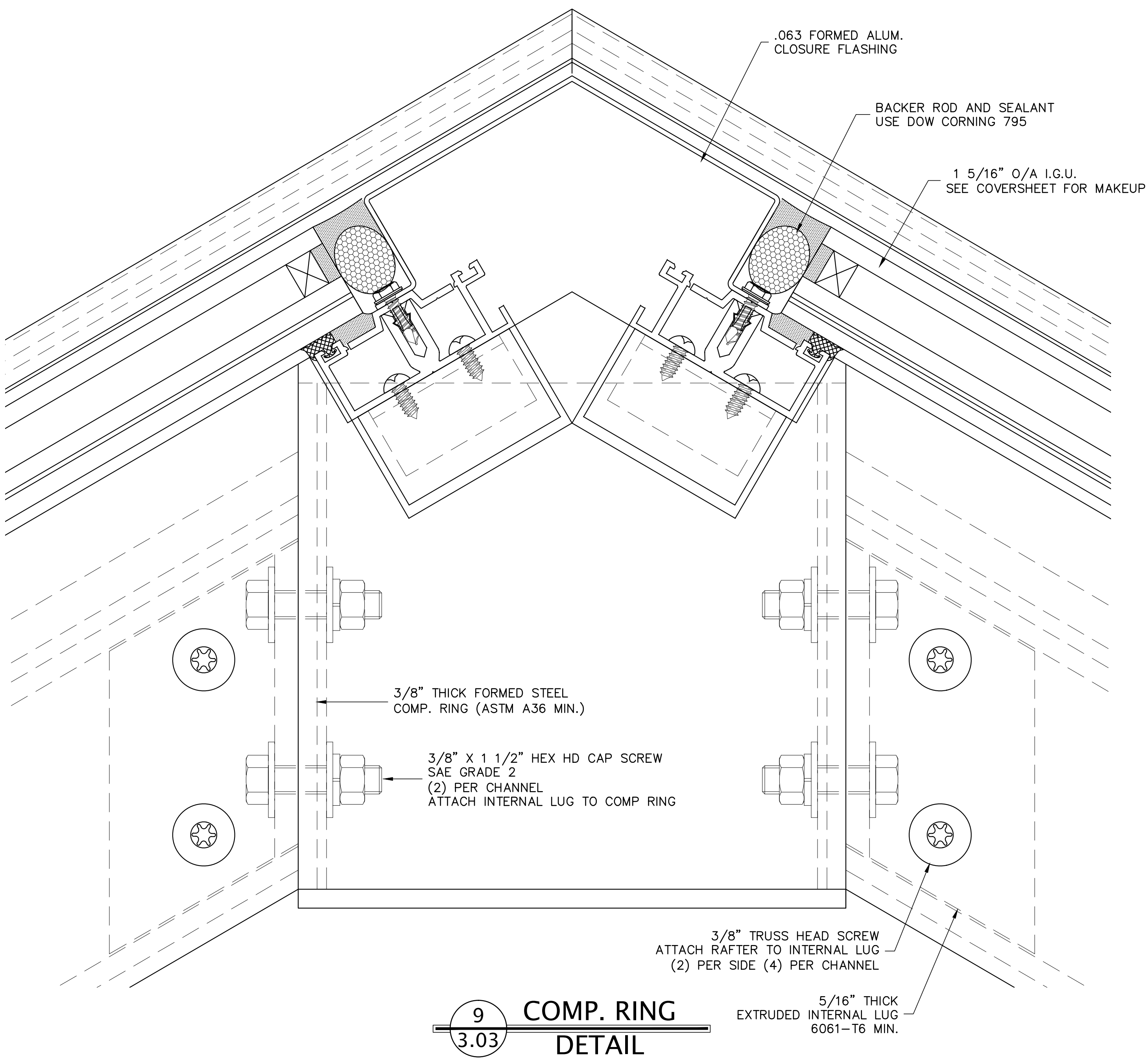
SCALE: **AS NOTED**

DRAWING FILE: **AW5 MOCKUP**

SHEET

DRAWING TITLE: **ACURLITE STRUCTURAL SKYLIGHTS
DETAILS**

3.02



PROJECT NAME:	ACURLITE PERFORMANCE MOCKUP	DATE:		REV. BY:		DESCRIPTION
SALES ORDER NO.		DATE:		REV. BY:		DESCRIPTION
DRAWN BY:	K. MAZZIE	DATE:		REV. BY:		DESCRIPTION
CHECKED BY:		DATE:		REV. BY:		DESCRIPTION
DATE:	6/15/16	DATE:		REV. BY:		DESCRIPTION
SCALE:	AS NOTED	DATE:		REV. BY:		DESCRIPTION
DRAWING FILE:		DATE:		REV. BY:		DESCRIPTION
AWS MOCKUP:		DATE:		REV. BY:		DESCRIPTION
SHEET:	3.03	DATE:		REV. BY:		DESCRIPTION
PROJECT NAME:	ACURLITE PERFORMANCE MOCKUP	DATE:		REV. BY:		DESCRIPTION
SALES ORDER NO.		DATE:		REV. BY:		DESCRIPTION
DRAWN BY:	K. MAZZIE	DATE:		REV. BY:		DESCRIPTION
CHECKED BY:		DATE:		REV. BY:		DESCRIPTION
DATE:	6/15/16	DATE:		REV. BY:		DESCRIPTION
SCALE:	AS NOTED	DATE:		REV. BY:		DESCRIPTION
DRAWING FILE:		DATE:		REV. BY:		DESCRIPTION
AWS MOCKUP:		DATE:		REV. BY:		DESCRIPTION
SHEET:	3.03	DATE:		REV. BY:		DESCRIPTION

acurlite
engineering light
Acurlite Structural Skylights, Inc.
1017 North Vine Street, PO Box 5
Berwick, PA 18603
570.759.6882 570.759.9552 sales@acurlite.com

© 6/15/16

skylights
space envelopes
curtain walls
balconies
entrances
staircases

ACURLITE PERFORMANCE MOCKUP
ACURLITE STRUCTURAL SKYLIGHTS
DETAILS